






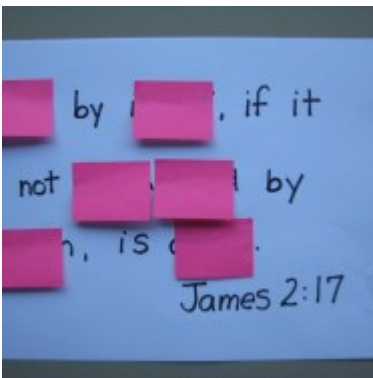
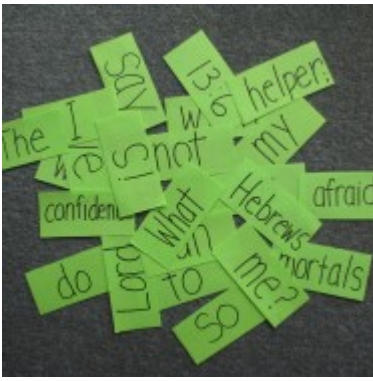
How to Choose Learning Activities

In addition to the general [Teaching Ideas](#) on this website, each of the [172 Individual Bible Stories](#) offers a selection of learning activities. You, as the teacher, will be choosing activities that best suit the students you are teaching. Often, we are teaching children of a variety of ages, abilities, learning styles and interests in one classroom, so you might need a few different activities for one class.

Here are some helpful tips for selecting activities that will best connect your students with God:







1. Choose activities that match the age of the children you teach

- [General Information about Teaching According to the Age of a Child](#)
- [Infants and Toddlers \(0-2 years of age\)](#)
- [Pre-School \(3-5 year olds\)](#)
- [Primary School \(6-7 year olds\)](#)
- [Primary School \(8-10 year olds\)](#)
- [Pre-Teen \(11-12 year olds\)](#)

2. Choose activities that focus on God's word and the lesson theme

Choose activities that relate to the theme and lesson from the Bible you explored together. Children need to be blessed and not just busy. Keep in mind that you are teaching and not just "baby-sitting" Some activities may be fun, but if they are not related to your lesson's theme or focus, then you miss an opportunity to help the children understand the lesson at a deeper level. Remember that your job as a teacher is to facilitate this occasion where God is speaking to children. A well-chosen and intentional activity will enhance that process *and* be fun.

3. Choose a variety of learning activities

God has created us to respond to Him through a variety of emotions and experiences. To help all students relate to Scripture and respond to God, don't use the same activities or same type of activities every time. Consider the following variations:

- Calm and Lively- Different energy levels keep the momentum going.
- Reflective and Active- Allowing children time to both think and do.
- Serious and Fun- Preparing the heart for both repentance and joy.
- Complex and Simple- Enjoying both mental stimulation and confidence in achievement.
- Familiar and New- Feeling comfort and facing challenges.

4. Choose learning activities that relate to the student's "world"

When choosing scenarios and application situations think about what is happening in the personal lives and families of your students. What is happening in the city and country where they live? Who are their current heroes or favourite sports figures? Are there movies and TV programs that they are watching? What do all of the children have in common? What do they already enjoy? Using examples and elements of things children are familiar with, enjoy, or understand helps them stay engaged, internalize what they learn, and relate to the lesson.

5. Adapt games that students already enjoy

What games and activities do they enjoy outside of the classroom at home, in the neighbourhood or at school? With a little imagination you can often adapt these games and use them for class so they are related to the lesson.

6. Choose activities that are challenging but not too complicated

If activities are too complicated or difficult, children often become discouraged or give up. On the other hand, if they are not challenged then they become bored and disengaged. In both cases this can lead to frustration, misbehaviour and distraction. Choosing activities that are not too complicated but still challenging and engaging is important for teaching and managing children's behaviour.

7. Participation itself is a learning activity

Remember that no matter how much you try, it won't be possible to keep the interest of every child with every activity every time. Just try your best to have a variety of activities and encourage the children to participate and have good attitudes even when they are not doing their "favourite" activity. Practicing patience, self-control and tolerance are

opportunities for children to grow and learn.

©Mission Bible Class 2011-2024 Copies may only be made for personal and ministry purposes. Not to be sold or profited from in any way. www.missionbibleclass.org

