


(Deutsche) Bibel-Unterrichts Planer

Lesson templates in other languages:


[Chinese](#) [Deutsche](#) [English](#) [Español](#) [Farsi](#) [Greek](#) [Pidgin-PNG](#) [Russian](#) [Thai](#)

My Bible Class Planner

Lesson Title:	
Scripture References:	
Emphasis or Theme:	
Welcome and Pre-class Activity: (Establishing rapport as children arrive through activities such as chatting, preparing them for class together, singing songs or prayers.)	
Introducing the Story: (What you might say or do before the story to help create an interest or curiosity.)	
Telling the Story: (Outline the story here. Then describe the method you will use to tell the story. Examples might include showing pictures, drawing or painting, puppets, costumes, characters, dramatic story-telling or any number of other methods.)	
Learning Activities: (Games, crafts, artwork, songs, memory verses or other activities that bring fuller meaning to the Scripture or make application to the lives of the students.)	
Review: (Solidify learning by repeating facts or themes or even the story itself through games, crafts, activities or visual aids.)	
Closing: (Prayer, last song...)	
Preparation: (What I need to do and items to gather before I begin to teach)	

©2011-2012 Mission Bible Class. Permission to use for personal or ministry purposes only. Not to be resold. www.missionbibleclass.com

My Bible Class Planner


Lesson Title:	
Scripture References:	
Emphasis or Theme:	
Welcome and Pre-class Activity: (Establishing rapport as children arrive through activities such as chatting, preparing them for class together, singing songs or prayers.)	
Introducing the Story: (What you might say or do before the story to help create an interest or curiosity.)	
Telling the Story: (Outline the story here. Then describe the method you will use to tell the story. Examples might include showing pictures, drawing or painting, puppets, costumes, characters, dramatic story-telling or any number of other methods.)	
Learning Activities: (Games, crafts, artwork, songs, memory verses or other activities that bring fuller meaning to the Scripture or make application to the lives of the students.)	
Review: (Solidify learning by repeating facts or themes or even the story itself through games, crafts, activities or visual aids.)	
Closing: (Prayer, last song...)	
Preparation: (What I need to do and items to gather before I begin to teach)	

©2011-2012 Mission Bible Class. Permission to use for personal or ministry purposes only. Not to be resold. www.missionbibleclass.com

[1. Klicken Sie hier, um einen leeren Unterrichtsplan \(pdf\) zu drucken. Dieser Planer ist für A4-Format formatiert.](#)


[2. Klicken Sie hier, um es als Dokument herunterzuladen, das vor dem Drucken bearbeitet werden kann \(docx\). Formatiert für A4-Papier.](#)

My Bible Class Planner

Lesson Title:	
Scripture References:	
Emphasis or Theme:	
Welcome and Pre-class Activity: (Establishing rapport as children arrive through activities such as chatting, preparing them for class together, singing songs or prayers.)	
Introducing the Story: (What you might say or do before the story to help create an interest or curiosity.)	
Telling the Story: (Outline the story here. Then describe the method you will use to tell the story. Examples might include showing pictures, drawing or painting, puppets, costumes, characters, dramatic story-telling or any number of other methods.)	
Learning Activities: (Games, crafts, artwork, songs, memory verses or other activities that bring fuller meaning to the Scripture or make application to the lives of the students.)	
Review: (Solidify learning by repeating facts or themes or even the story itself through games, crafts, activities or visual aids.)	
Closing: (Prayer, last song...)	
Preparation: (What I need to do and items to gather before I begin to teach)	

©2011-2012 Mission Bible Class. Permission to use for personal or ministry purposes only. Not to be resold. www.missionbibleclass.com

My Bible Class Planner

Lesson Title:	
Scripture References:	
Emphasis or Theme:	
Welcome and Pre-class Activity: (Establishing rapport as children arrive through activities such as chatting, preparing them for class together, singing songs or prayers.)	
Introducing the Story: (What you might say or do before the story to help create an interest or curiosity.)	
Telling the Story: (Outline the story here. Then describe the method you will use to tell the story. Examples might include showing pictures, drawing or painting, puppets, costumes, characters, dramatic story-telling or any number of other methods.)	
Learning Activities: (Games, crafts, artwork, songs, memory verses or other activities that bring fuller meaning to the Scripture or make application to the lives of the students.)	
Review: (Solidify learning by repeating facts or themes or even the story itself through games, crafts, activities or visual aids.)	
Closing: (Prayer, last song...)	
Preparation: (What I need to do and items to gather before I begin to teach)	

©2011-2012 Mission Bible Class. Permission to use for personal or ministry purposes only. Not to be resold. www.missionbibleclass.com

[3. Klicken Sie hier, um einen leeren Unterrichtsplan zu drucken \(pdf\). Dieser Planer ist für Briefpapier \(pdf\) formatiert. USA Papier Größe.](#)

[4. Klicken Sie hier, um es als Dokument \(docx\) herunterzuladen, das vor dem Drucken bearbeitet werden kann. Formatiert für Briefpapier \(docx\) USA Papierformat.](#)



©Mission Bible Class 2011-2022 Copies may be made for personal and ministry purposes only.
Not to be sold or profited from in any way. www.missionbibleclass.org

