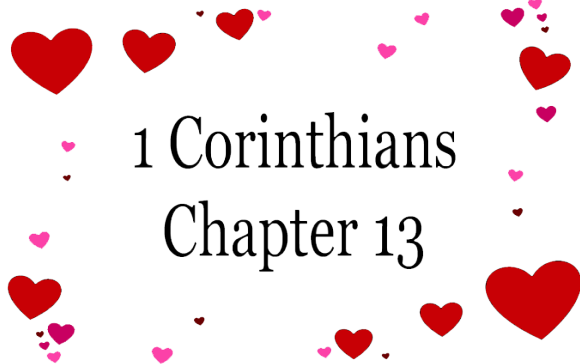


The Chapter of Love

Scripture Reference: [1 Corinthians 13](#)



Suggested Emphasis: Show love to everyone.



Background
Study



Story
Introduction



Telling
the Story



Review
Questions



Songs



Learning
Activities






Other Online
Resources

Story Overview:

The church in Corinth had a lot of problems and Paul addresses those in these two letters he writes to them. All of their bickering and selfishness amongst each other could be solved if they practiced one thing—LOVE. In this chapter Paul gives very practical advice on what love is and how to practice it.

Background Study:



-  [What happened before this story?](#)
-  [What happens after this story?](#)
-  [List of all Bible stories and themes on this website.](#)

[top](#)

Way to Introduce the Story:

Before class cut out a large paper heart. "Children, I am going to pass this heart around to each one of you. You each have thirteen seconds to write or draw on the heart one thing that you love." Hint: If everyone counts to thirteen each time, then your class will always remember that 1 Corinthians 13 is the love chapter. Depending on the time and participation you might go more than one round. After there is a good selection of words on the heart then read some of them off to the class. "We can love food, our pets, friends, girlfriend, our parents, God . . . We say we love all of these but are all of these the same kind of love? Of course not. We do not love ice cream in the same way we love God! Today we are going to learn about a special kind of love. This love is called agape. It is the kind of love that God wants us to have for others. It means more than boyfriend/girlfriend love or loving a certain food because it is our favourite. If you love someone with agape love then you want the best things to happen to that person. You want to help make that person happy even if that sometimes means it is hard for you. 1 Corinthians chapter 13 talks about this kind of love."

[top](#)



The Story:

[top](#)

Review Questions:

1. What is agape? The kind of love that wants the best for someone.
2. Where do we find the chapter on love in the bible? 1 Corinthians 13
3. Name something that Love is: (any of these) patient, kind, happy with the truth, patiently accepts all things, always trusts, always hopes, always continues strong, never-ending.
4. Name something that Love is not or does not do: (any of these) not jealous, does not brag, is not proud, not rude, not selfish, does not become angry easily, does not remember wrongs done against it, and is not happy with evil.

Song Suggestions:

- Ha-la-la-la
- If You Love Jesus
- Jesus Love is-a Bubblin' Over
- [Love is Something If You Give It Away](#)
- Refer to the [Song Page](#) on this website for more options.

Learning Activities and Crafts:

[\(How to choose the best learning activities for my teaching situation\)](#)

Activities:

- Make a list of ways to show love this week.
- Puppet Skit for Pre-schoolers: Try using [simple finger puppets](#) or soft toys for this cute application [Loving one another Puppet Skit](#) which was

submitted by Jenny Ancell, Australia. You'll just need to change the names of the brands and stores/shops to adapt to your situation.

Crafts:

- Write titles across the top of blank sheets of paper (Love is Patient, Love is Kind, etc.) and let the children draw pictures depicting each one. You could do the same with a long roll of newsprint.
- Do any craft using a heart. Adapt Valentine's Day crafts.
- Let the children cut hearts out of pink or red paper and write parts of the verse on each heart. Provide flat chocolate bars and show the children how to wrap their paper around them. Give these away as gifts.

Check the [Teaching Ideas](#) page on this website for ideas that are adaptable to any lesson.



[Click here for "Chapter of Love" printables to print \(A4 paper\)](#)

[Click here for "Chapter of Love" to print \(Letter size-USA\)](#)

[top](#)

Other Online Resources:

- [Colouring page and puzzle worksheets \(Calvary Curriculum\)](#)
- [Colour the border for I Corinthians 13 \(teacherhelp.org\)](#)
- [Printable patterns of young child \(boy or girl\) holding a heart-suits pre-schoolers \(makinglearningfun.com\)](#)
- [Application colouring page of children playing \(christiananswers.net\)](#)
- [Craft: Adapt this "curved-flap Valentine Card" by substituting today's verse](#)

[for the Valentine message. Printable pattern for card at http://www.enchantedlearning.com/](http://www.enchantedlearning.com/)

- [Craft: Printable envelope and verses about the heart \(thecraftyclassroom.com\)](http://thecraftyclassroom.com)
- [Worksheet for pre-school "Same and Different Hearts" \(abcteach.com\)](http://abcteach.com)
- [Paraphrase of I Corinthians 13 that is easy for children to understand \(anabaptists.org\)](http://anabaptists.org)

<https://www.pinterest.com/marynnz/new-testament-epistlesbooks/>

[top](#)