


Good Conversations

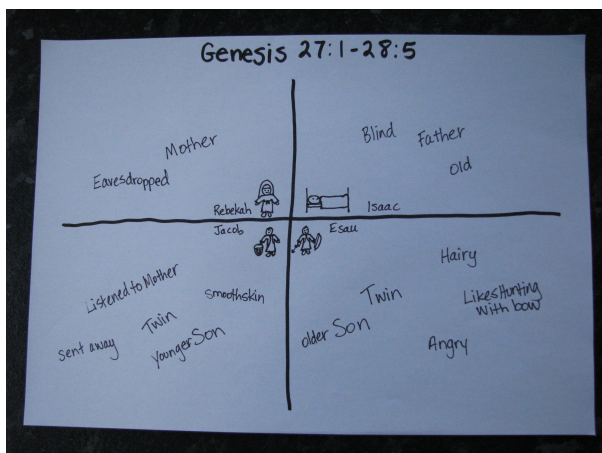
One of my favourite parts of teaching is conversation. There are times in a normal classroom setting for children to quietly listen while I share a story, read from the Bible or give instruction. But, as far as I am concerned, I have not done my job as a teacher if I have not interspersed that lecture style with plenty of opportunities for good conversation between the students and myself. I don't want to always be the one talking. I also want to listen. I don't accomplish this every time but it is my goal to engage with each child that I teach.

This is one of the reasons I love simple activities like the ones below.

In these activities the teacher and students draw simple pictures and participate together in discovering the important words and ideas in a Bible story.




Draw a simple picture or outline and then fill it in with thoughts and ideas you have learned in the Bible story.



Draw a grid on paper and mark categories.

Fill each category with thoughts and ideas you have learned in the Bible story.



Choose a word or name from the story and outline the letters of that word. Have children fill the letters in with thoughts and ideas you have learned in the Bible story.

[Click here for more detailed instructions](#) or watch the video below:

The Bible stories used in the examples in the instructional video above are [Jacob, Esau and the Birthright](#) and [Deborah, the Judge](#) and [Samuel Becomes a Helper in the Tabernacle](#).

©Mission Bible Class 2011-2024 Copies may only be made for personal and ministry purposes. Not to be sold or profited from in any way. www.missionbibleclass.org

