

Story Cards: The Lord Speaks to Samuel



Print this page on heavy paper. Cut into cards. Laminate if you wish. Uses listed below.
For more teaching ideas see www.missionbibleclass.org.

- **Card Collections:** Distribute cards each time you teach and the children can begin a collecting cards. Over time each child will be able to remember a large number of Bible Stories at a glance. or
- **Matching Games:** When teaching a series of lessons set aside pairs of cards each time. Children can use them to play matching games. or
- **Take-Home Cards:** Children write the Scripture reference, a verse or a thought from the lesson on the back of the card. Send home as a reminder of the lesson.




The Lord Speaks to Samuel




The Lord Speaks to Samuel




The Lord Speaks to Samuel




The Lord Speaks to Samuel



The Lord Speaks to Samuel



The Lord Speaks to Samuel



The Lord Speaks to Samuel




The Lord Speaks to Samuel






Story Bookmarks: The Lord Speaks to Samuel


Print this page on thick paper and then cut bookmarks apart. Use the bookmarks to mark places in Bibles so that children can read aloud. Have children write the Scripture reference for the story or copy a verse. For class review you might have children write notes or jot down important words in the story. For more teaching ideas visit www.missionbibleclass.org



The Lord Speaks to Samuel



The Lord Speaks to Samuel



The Lord Speaks to Samuel



The Lord Speaks to Samuel

















The Lord Speaks to Samuel

Small Story Squares: The Lord Speaks to Samuel

Use these small pictures for a variety of purposes:

- Send them home with children as reminders of the Bible Story.
- Use glue to make them into stickers.
- When teaching a series of stories distribute these each time so children can collect them.



 <p>The Lord Speaks to Samuel</p>	 <p>The Lord Speaks to Samuel</p>	 <p>The Lord Speaks to Samuel</p>
 <p>The Lord Speaks to Samuel</p>	 <p>The Lord Speaks to Samuel</p>	 <p>The Lord Speaks to Samuel</p>
 <p>The Lord Speaks to Samuel</p>	 <p>The Lord Speaks to Samuel</p>	 <p>The Lord Speaks to Samuel</p>
 <p>The Lord Speaks to Samuel</p>	 <p>The Lord Speaks to Samuel</p>	 <p>The Lord Speaks to Samuel</p>
 <p>The Lord Speaks to Samuel</p>	 <p>The Lord Speaks to Samuel</p>	 <p>The Lord Speaks to Samuel</p>