


# Story Cards: The Fruit of the Spirit




Print this page on heavy paper. Cut into cards. Laminate if you wish. Uses listed below.  
For more teaching ideas see [www.missionbibleclass.org](http://www.missionbibleclass.org).


- **Card Collections:** Distribute cards each time you teach and the children can begin a collecting cards. Over time each child will be able to remember a large number of Bible Stories at a glance. or
- **Matching Games:** When teaching a series of lessons set aside pairs of cards each time. Children can use them to play matching games. or
- **Take-Home Cards:** Children write the Scripture reference, a verse or a thought from the lesson on the back of the card. Send home as a reminder of the lesson.




The Fruit of the Spirit




The Fruit of the Spirit




The Fruit of the Spirit




The Fruit of the Spirit




The Fruit of the Spirit



The Fruit of the Spirit



The Fruit of the Spirit




The Fruit of the Spirit






## Story Bookmarks: The Fruit of the Spirit


Print this page on thick paper and then cut bookmarks apart. Use the bookmarks to mark places in Bibles so that children can read aloud. Have children write the Scripture reference for the story or copy a verse. For class review you might have children write notes or jot down important words in the story. For more teaching ideas visit [www.missionbibleclass.org](http://www.missionbibleclass.org)




The Fruit of the Spirit




The Fruit of the Spirit



The Fruit of the Spirit



The Fruit of the Spirit


















The Fruit of the Spirit

# Small Story Squares: The Fruit of the Spirit

Use these small pictures for a variety of purposes:

- Send them home with children as reminders of the Bible Story.
- Use glue to make them into stickers.
- When teaching a series of stories distribute these each time so children can collect them.



 <p>The Fruit of the Spirit</p>	 <p>The Fruit of the Spirit</p>	 <p>The Fruit of the Spirit</p>
 <p>The Fruit of the Spirit</p>	 <p>The Fruit of the Spirit</p>	 <p>The Fruit of the Spirit</p>
 <p>The Fruit of the Spirit</p>	 <p>The Fruit of the Spirit</p>	 <p>The Fruit of the Spirit</p>
 <p>The Fruit of the Spirit</p>	 <p>The Fruit of the Spirit</p>	 <p>The Fruit of the Spirit</p>
 <p>The Fruit of the Spirit</p>	 <p>The Fruit of the Spirit</p>	 <p>The Fruit of the Spirit</p>