

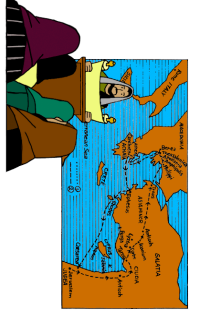
The Noble Bereans

Bookmarks: The Noble Bereans

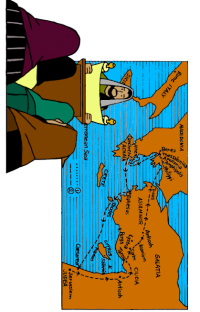
Print this page on thick paper and then cut bookmarks apart. Use the bookmarks to mark places in Bibles so that children can read aloud. Have children write the Scripture reference for the story or copy a verse. For class review you might have children write notes or jot down important words in the story. For more teaching ideas, visit missionbiblelessons.org



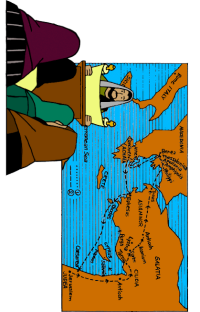
The Noble Bereans



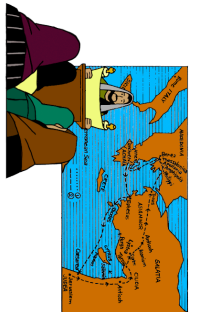
The Noble Bereans



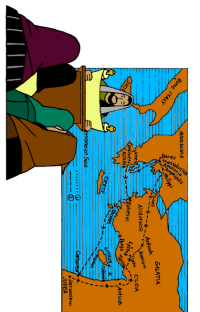
The Noble Bereans



The Noble Bereans



The Noble Bereans



Small Story Squares: The Noble Bereans

Use these small pictures for a variety of purposes:

- Send them home with children as reminders of the Bible Story.
- Use glue to make them into stickers.
- When teaching a series of stories, distribute them each time so children can collect them.



The Noble Bereans



The Noble Bereans



The Noble Bereans



The Noble Bereans



The Noble Bereans



The Noble Bereans



The Noble Bereans



The Noble Bereans



The Noble Bereans



The Noble Bereans



The Noble Bereans



The Noble Bereans



The Noble Bereans



The Noble Bereans



The Noble Bereans



The Noble Bereans



The Noble Bereans



The Noble Bereans