



(English) Lesson Plan Templates

Lesson templates in other languages:

[Chinese](#) [Deutsche](#) [English](#) [Español](#) [Farsi](#) [Greek](#) [Pidgin-PNG](#) [Russian](#) [Thai](#)

My Bible Class Planner	
Lesson Title:	
Scripture References:	
Emphasis or Theme:	
Welcome and Pre-class Activity: (Establishing rapport as children arrive through activities such as sharing, preparing items to share together, singing songs or praying.)	
Introducing the Story: (What you might say or do before the story to help create an interest or curiosity.)	
Telling the Story: (Outline the story here. Then describe the method you will use to tell the story. Examples might include showing pictures, drawing or puppets, dramatizing, skits, puppets, costumes, characters, dramatic story-telling or any number of other methods.)	
Learning Activities: (Games, crafts, artwork, songs, memory verses or other activities that bring fuller meaning to the Scripture or make application to the lives of the students.)	
Review: (Solidify learning by repeating facts or themes or even the story itself through games, crafts, activities or visual aids.)	
Closing: (Prayer, last song...)	
Preparation: (What I need to do and items to gather before I begin to teach)	


©2010-2012 Mission Bible Class. Permission to use for personal or ministry purposes only. Not to be resold. www.missionbibleclass.com

My Bible Class Planner	
Lesson Title:	
Scripture References:	
Emphasis or Theme:	
Welcome and Pre-class Activity: (Establishing rapport as children arrive through activities such as sharing, preparing items to share together, singing songs or praying.)	
Introducing the Story: (What you might say or do before the story to help create an interest or curiosity.)	
Telling the Story: (Outline the story here. Then describe the method you will use to tell the story. Examples might include showing pictures, drawing or puppets, dramatizing, skits, puppets, costumes, characters, dramatic story-telling or any number of other methods.)	
Learning Activities: (Games, crafts, artwork, songs, memory verses or other activities that bring fuller meaning to the Scripture or make application to the lives of the students.)	
Review: (Solidify learning by repeating facts or themes or even the story itself through games, crafts, activities or visual aids.)	
Closing: (Prayer, last song...)	
Preparation: (What I need to do and items to gather before I begin to teach)	


©2010-2012 Mission Bible Class. Permission to use for personal or ministry purposes only. Not to be resold. www.missionbibleclass.com

[1. Click here to print a blank lesson plan \(pdf\) to fill in by hand. This planner is formatted for A4 size paper.](#)

[2. Click here to download it as a document that can be edited before printing \(docx\). Formatted for A4 size paper.](#)

My Bible Class Planner	
Lesson Title:	
Scripture References:	
Emphasis or Theme:	
Welcome and Pre-class Activity: (Establishing rapport as children arrive through activities such as sharing, preparing items to share together, singing songs or praying.)	
Introducing the Story: (What you might say or do before the story to help create an interest or curiosity.)	
Telling the Story: (Outline the story here. Then describe the method you will use to tell the story. Examples might include showing pictures, drawing or puppets, dramatizing, skits, puppets, costumes, characters, dramatic story-telling or any number of other methods.)	
Learning Activities: (Games, crafts, artwork, songs, memory verses or other activities that bring fuller meaning to the Scripture or make application to the lives of the students.)	
Review: (Solidify learning by repeating facts or themes or even the story itself through games, crafts, activities or visual aids.)	
Closing: (Prayer, last song...)	
Preparation: (What I need to do and items to gather before I begin to teach)	

©2010-2012 Mission Bible Class. Permission to use for personal or ministry purposes only. Not to be resold. www.missionbibleclass.com

My Bible Class Planner	
Lesson Title:	
Scripture References:	
Emphasis or Theme:	
Welcome and Pre-class Activity: (Establishing rapport as children arrive through activities such as sharing, preparing items to share together, singing songs or praying.)	
Introducing the Story: (What you might say or do before the story to help create an interest or curiosity.)	
Telling the Story: (Outline the story here. Then describe the method you will use to tell the story. Examples might include showing pictures, drawing or puppets, dramatizing, skits, puppets, costumes, characters, dramatic story-telling or any number of other methods.)	
Learning Activities: (Games, crafts, artwork, songs, memory verses or other activities that bring fuller meaning to the Scripture or make application to the lives of the students.)	
Review: (Solidify learning by repeating facts or themes or even the story itself through games, crafts, activities or visual aids.)	
Closing: (Prayer, last song...)	
Preparation: (What I need to do and items to gather before I begin to teach)	

©2010-2012 Mission Bible Class. Permission to use for personal or ministry purposes only. Not to be resold. www.missionbibleclass.com

[3. Click here to print a blank lesson plan \(pdf\) to fill in by hand. This planner is formatted for letter size paper \(pdf\). USA paper size.](#)

[4. Click here to download it as a document \(docx\) that can be edited before printing. Formatted for letter size paper \(docx\) USA paper size.](#)



©Mission Bible Class 2011-2022 Copies may be made for personal and ministry purposes only.
Not to be sold or profited from in any way. www.missionbibleclass.org

